

# PRAYSTATION

A VIDEO GAME MUSICAL ABOUT THE LORD'S PRAYER

CREATED BY CHRISTY SEMSEN

ARRANGED BY DANIEL SEMSEN & NATHANIEL SEMSEN

*Performance Time: Approximately 39 Minutes*

## COMPANION MATERIALS

Downloadable Script/Vocal  
Downloadable Script/Vocal with Piano  
Downloadable Listening Track  
Downloadable Accompaniment Split Track  
Downloadable Accompaniment Stereo Track  
Downloadable Accompaniment Video  
Downloadable Movement Instruction/Demo Performance Video  
Downloadable Lesson Plans & Activities  
Downloadable *Learn the Songs with Christy* Video Resource for Your Choir  
Downloadable *Drama Coaching with Christy* Video Resource for Directors  
Downloadable Running Script  
Downloadable Stem Mixes

Edited & Engraved by MICHAEL FRAZIER

This symbol indicates a rehearsal point on the Accompaniment Track. Selecting a given track number will start the accompaniment track at the corresponding musical section indicated in the Script/Vocal and Script/Vocal with Piano.

Possession of a CCLI license does not give you permission to make a copy of the music obtained in this book. If you are unsure as to what rights you do have to copy under a CCLI license or if you want information about CCLI, please call 1-800-234-2446.



# CONTENTS

<b>SCENE 1 – PRAYSTATION</b>	<b>3</b>
<b>SCENE 2 (BOOGIE BOARD BEACH) – SNEAKY COWBOY RAP</b>	<b>12</b>
<b>HALLOWED BE YOUR NAME</b>	<b>14</b>
<b>SCENE 3 (SALTY SEA)</b>	<b>24</b>
<b>I SURRENDER</b>	<b>25</b>
<b>SCENE 4 (DISCO DESERT)</b>	<b>34</b>
<b>WHAT’S THE GOAL?</b>	<b>36</b>
<b>SCENE 5 (RODEO RANGE)</b>	<b>43</b>
<b>THIS IS MY PRAYER</b>	<b>45</b>
<b>SCENE 6 (TEMPTATION TRAIL)</b>	<b>51</b>
<b>WATCH AND PRAY</b>	<b>52</b>
<b>SCENE 7</b>	<b>62</b>
<b>IT’S ALL ABOUT YOU</b>	<b>63</b>
<b>SCENE 8 (VICTORY SUMMIT)</b>	<b>70</b>
<b>THE LORD’S PRAYER</b>	<b>72</b>
<b>PRAYSTATION CURTAIN CALL</b>	<b>80</b>
<b>PRODUCTION NOTES</b>	<b>85</b>

## AV11 ACCOMPANIMENT VIDEO CUE POINTS

1. Scene 1 – Praystation
2. Sneaky Cowboy Rap
3. Hallowed Be Your Name
4. Scene 3 (Salty Sea) - SFX Level 1 Complete
5. I Surrender
6. Scene 4 (Disco Desert) – SFX Level 2 Complete
7. Sneaky Cowboy Underscore
8. Desert Disco Underscore
9. What’s the Goal?
10. Scene 5 (Rodeo Range) – SFX Level 3 Complete
11. Desert Disco Underscore 2
12. This Is My Prayer
13. Scene 6 (Temptation Trail) SFX Level 4 Complete
14. Watch and Pray
15. Watch and Pray (cont.)
16. Scene 7 – SFX Level 5 Complete
17. It’s All About You
18. Scene 8 (Victory Summit) - Victory Summit Underscore
19. The Lord’s Prayer
20. Praystation Curtain Call
21. The Lord’s Prayer (Trespass Version)

\*Opt. SFX Crabby Coin will be on the Accompaniment Video as an audio file to cue as needed

**AV11** This symbol indicates a new track on the Accompaniment Video. Selecting this track will start the accompaniment video at the corresponding musical section indicated in the Script/Vocal and Script/Vocal with Piano.

## SCENE 1

(Stage is dark, except for a spotlight on CHLOE, standing center.)

# Praystation

Words and Music by  
CHRISTY SEMSEN  
Arranged by Nathaniel Semsen

AV11

**1** Synth Video Game Groove (♩ = 148)

1 N.C. F(no3)

*mf*

4 CHLOE *mf*

Ev - 'ry day it's the same\_\_ old thing,

F(no3)

7 go to school then play\_\_ my game. But, late - ly it's been

Am B $\flat$ (no3)

10

get - tin' kind - a dull. Beat the boss, take the stock, get some shields, save the

F

(Drums only)

13

prin - cess, chase the storm, get some health, save the world! Tell me, is there

B $\flat$

16

— some - thin' more? There's got - ta be some - thin' more!

C E $\flat$  C

(Spotlight widens a bit to light a chair, and CHLOE'S little brother, WYATT.)

CHLOE: That's it. I've beat every game, and I'm bored. (She plops down, pouting.)

WYATT: Chloe, for the one billionth time—try out *my* game! (He offers her the VR glasses.)

CHLOE: Oh, sweetie. I'm a real gamer. Your game is... (skeptical) about prayer.

WYATT: I'm telling you, you won't regret it.

CHLOE: Bro, mixing God and video games isn't done. Plus, everyone knows how to pray.

WYATT: This game's special. Come on!

2

19 N.C.

F(no3)

22

25

B<sup>b</sup>

B<sup>b</sup>(no3)

3

29 F(no3)

F(no3)

33

WYATT (putting on glasses)

*mf*

Grab your glass - es, jump right in, no time to change your mind!

Dm


B<sup>b</sup>

36

4

Soon, you'll be sur - round - ed by the most

Dm

CHOIR  
*mf*

39

ep-ic game of our time! We've got what you're look-in' for,


Bb Gm F  
A



43

pow-er up to - day! Come en-ter the ad - ven - ture

Bb C Gm7 F  
A




47

5

where you learn how to pray!


Bb Csus C



(CHLOE reluctantly puts on the VR glasses. She looks around in wonder and sees the choir, and characters from the game, all singing and moving around them.)


50

Lev - el up! Lev-el up! Lev-el up! Get the win!



54

An - y - one, This means you! jump right in! Ad -



58

ven - ture waits! Woo! No need to fear!



62

6 **6**

Come on in! — Come on in! The course is clear! At the



66

P - R - A - Y Pray - sta - tion! Pray - sta - tion! At the

F B $\flat$ /F E $\flat$ /F B $\flat$ /F

70

P - R - A - Y Pray - sta - tion! Pray - sta - tion!

F B $\flat$ /F E $\flat$ /F B $\flat$ /F

(MOM walks in with laundry in basket. They take off virtual reality glasses. Every other person in the video game drops to ground. Lights dim.)

MOM: **Chloe, will you please unload the dishwasher?**

CHLOE: *(a bit spicy)* Mom, I'm busy.

MOM: **I thought I just heard you say you were bored.**

CHLOE: **No, I'm... playing the... *(falsely cheerful)* best new game.**

*(MOM smiles at her and walks off.)*

WYATT: *(smiling, teasing)* **Best, huh?**

CHLOE: *(throwing up her hands)* **I'll check it out...**


*(WYATT and CHLOE put on the glasses, and the game swirls to life around them again.)*

**7 Easy Swing Groove** (♩ = 138)

74 F7 B $\flat$ 7

*mf*


78 F7 B $\flat$ 7 E $\flat$ sus



82 Original Groove (♩ = 148)  
CHOIR *f*

Join the quest to fig-ure out\_\_


C7sus Gm E A



86

how to live\_\_ to - day!\_\_ Plug in - to the pow'r of God.


B $\flat$  C Gm7 E A



90 8

He can show us the way!\_\_

B $\flat$  Csus C



93

Lev - el up! Lev-el up! Lev-el up! Get the win!

G C/G E/G C/G

97

An - y - one, This means you! jump right in! Ad -

G C/G E/G C/G

101

ven - ture waits! *Woot!* No need to fear!

G C/G E/G C/G

105

9

Come on in! — Come on in! The course is clear! At the

G C/G E/G C/G

109

P - R - A - Y Pray - sta - tion! Pray - sta - tion! At the

G  $\frac{C}{G}$   $\frac{F}{G}$   $\frac{C}{G}$

113

P - R - A - Y Pray - sta - tion! Pray - sta - tion! At the

G  $\frac{C}{G}$   $\frac{F}{G}$   $\frac{C}{G}$

117

P - R - A - Y Pray - sta - tion! Pray - sta - tion! At the

G  $\frac{C}{G}$   $\frac{F}{G}$   $\frac{C}{G}$

121

P - R - A - Y Pray - sta - tion! Pray - sta - tion!

G  $\frac{C}{G}$   $\frac{F}{G}$   $\frac{C}{G}$  G

## SCENE 2

## Boogie Board Beach

(Lights up. There are sandcastles, beach towels, and boogie boards spread out on stage.)

CHLOE: Okay, you got me. It's better than doing dishes, I suppose. I do like the virtual reality aspect. These glasses we're wearing make it feel like I'm actually on a beach!

(CHLOE goes immediately into game mode, quickly walking around, looking for clues.)

WYATT: Yep, this is Level 1—Boogie Board Beach!

CHLOE: (already running around in circles) When you're a serious gamer, you need to immediately assess the landscape when you get in a game. Wasting early minutes can be devastating.

(She poses, ready to fight.) Who am I fighting first?

WYATT: Well, you're not so much fighting...

CHLOE: (deflated) Terrific.

WYATT: Just wait! It's fun! But I'm not going to spoil anything for you—I want you to enjoy the game.

**AV12** **10** (Music begins for "Sneaky Cowboy Rap")

WYATT: Uh oh, here comes the Sneaky Cowboy!

(The SNEAKY COWBOY enters, moving slyly to the music.)

Song: Sneaky Cowboy Rap

## Sneaky Cowboy Rap

Words and Music by  
CHRISTY SEMSEN  
and NATHANIEL SEMSEN  
Arranged by Nathaniel Semsen

Rap (♩ = 75)

SNEAKY COWBOY  
*mf*

1

How-dy gam-ers, I got a tip for you. See those

N.C.

The musical score is written for three staves: Treble, Bass, and a second Treble staff. The key signature is one sharp (F#) and the time signature is 4/4. The tempo is marked 'Rap (♩ = 75)'. The first staff (Treble) contains the vocal melody for the 'SNEAKY COWBOY' part, starting with a rest followed by a series of eighth notes. The second staff (Bass) contains a rhythmic accompaniment of eighth notes. The third staff (Treble) contains a vocal melody for the 'N.C.' (Nathaniel Semsen) part, starting with a rest followed by a series of eighth notes. The lyrics 'How-dy gam-ers, I got a tip for you. See those' are written below the first staff.

4

crab-by coins. I'll give you a clue. Gath-er a bunch, don't just get a few. I'll have a

6

big ol' prize just wait-ing for you. E - lec-tric slide and cow-boy groove. See ya soon.

*(SNEAKY COWBOY dance-slinks off.)*

CHLOE: **Ooh, that's what I'm talking about. A side quest. Oh, there's a *Crabby Coin* hanging over there!**

*(CHLOE sees a token hanging off a branch of a tree or set piece. She grabs it.)*

*(Optional SFX: [93] Crabby Coin)*

*(CHLOE starts circling around searching for the tokens, gathering some up in her arms. They are placed around on the ground or hanging by fishing wire.)*

PRAYSTATION PACEY: **Surf's up, Praystationers! Cowabunga!** *(He does an over-the-top gesture that will be repeated each time he says "Cowabunga.")*

CHLOE: **Ooh, another *Crabby Coin*!**

*(Optional SFX: [93] Crabby Coin)*

CHLOE: **You'll journey through levels on the way to *Victory Summit*...**

WYATT: *(to CHLOE)* **Try not to get distracted with side quests!**

PACEY: *(announcer like)* **Level 1: Boogie Board Beach! The first obstacle you'll face is the *Cranky Crabs*.**

**[V13] [11]** *(Music begins for "Hallowed Be Your Name")*

PACEY: **Your objective is to put sunglasses on ten crabs\* without getting pinched.** *(hands them a basket of sunglasses)* **Good luck and... Cowabunga!** *(\* If you are using less than ten crabs, adjust the number.)*

*(CHLOE walks around during the first part of song, gathering Crabby Coins.)*

**Song: Hallowed Be Your Name**

# Hallowed Be Your Name

Words and Music by  
CHRISTY SEMSEN  
Arranged by Daniel Semsen

AV13

**11** Bouncy (swung 16ths) (♩ = 85)

1 G A D G A

*mf*

4 *SOLO 1*  
*mf*

It's the on - ly Name, the on - ly Name un - der heav - en,

D G A D

7 *SOLO 2*

by which we are saved. It's the on - ly Name, the on - ly Name we

G A D G A

10 **12** *SOLO 3*

praise and mag - ni - fy: Your great Name! Oh,

Bm G A

13

hal - lowed, hal - lowed be\_\_\_ Your Name!\_\_\_ Lord, we lift You up,

G A D




15

we give You all\_\_\_ the praise!\_\_\_ Your Name is our de-liv-er - ance; there's

G A D G A


SOLO 4



18

pow - er when we call. Oh,\_\_\_ hal - lowed, hal - lowed be\_\_\_ Your Name!

Bm E G A




20

Oh,\_\_\_ hal - lowed, hal - lowed be\_\_\_ Your

D G A

ALL 4 SOLOS (together) **13** Faster (♩ = 185)



CHLOE: Have I missed the *Cranky Crabs*? I'm ready with the sunglasses!

WYATT: Oh, you'll know them when you see them!

24

Music notation for measures 24-27. The vocal line (treble clef) has a rest. The piano accompaniment (grand staff) features a melody in the bass line and chords in the right hand. Chords are labeled D(no3). A dynamic marking *f* is present.

28

Music notation for measures 28-31. The vocal line (treble clef) has a rest. The piano accompaniment (grand staff) continues the melody. Chords are labeled D(no3). A rehearsal mark (14) is indicated.

32

Music notation for measures 32-35. The vocal line (treble clef) has the lyrics: "Glo - ri - fy the Lord with me. Let us ex - alt His Name to - geth - er!". The piano accompaniment (grand staff) features a melody in the bass line and chords in the right hand. Chords are labeled D(no3). A dynamic marking *mf* is present.

36

Music notation for measures 36-39. The vocal line (treble clef) has the lyrics: "I'll ex - alt my God the King. I will praise Your Name for - ev - er!". The piano accompaniment (grand staff) continues the melody. Chords are labeled D(no3). A rehearsal mark (15) is indicated.

40

*f*

We sing Ho - ly! Ho - ly!

We sing Glo - ry! Glo - ry!

D

G

D

G

44

Lord, we bring You hon - or. You're wor - thy to be praised!

D

G

A

D

48

We sing Ho - ly! Ho - ly!

We sing Glo - ry! Glo - ry!

D

G

D

G

52

16

Lord, we bring You hon - or. You're wor - thy to be praised! Oh, \_\_\_\_\_

D

G

A

D

56

hal-low-ed, hal - low-ed be\_\_\_ Your Name!\_\_\_ Lord, we lift You up,

G A D

60

we give You all\_\_\_ the praise!\_\_\_ Your

G A D

64

Name is our de - liv - er - ance; there's pow - er when we call.

G A Bm

67

Oh,\_\_\_ hal-low-ed, hal - low-ed be\_\_\_ Your Name!\_\_\_

E G A N.C.

*mp*

CHLOE: Excuse me! Who talks like that, “hallowed?”

WYATT: (shrugs) “Hallowed” just means we praise God for His holiness.

PACEY: Cowabunga! Watch out! You’ll get pushed back to the checkpoint if you get pinched!  
Here... come... the... CRABS!

(SMALL KIDS come swirling out around them with their pinchers in the air, crab-walking sideways.)

(CHLOE and WYATT try to put sunglasses on 10 of them, or the number designated.)


71



77 N.C.



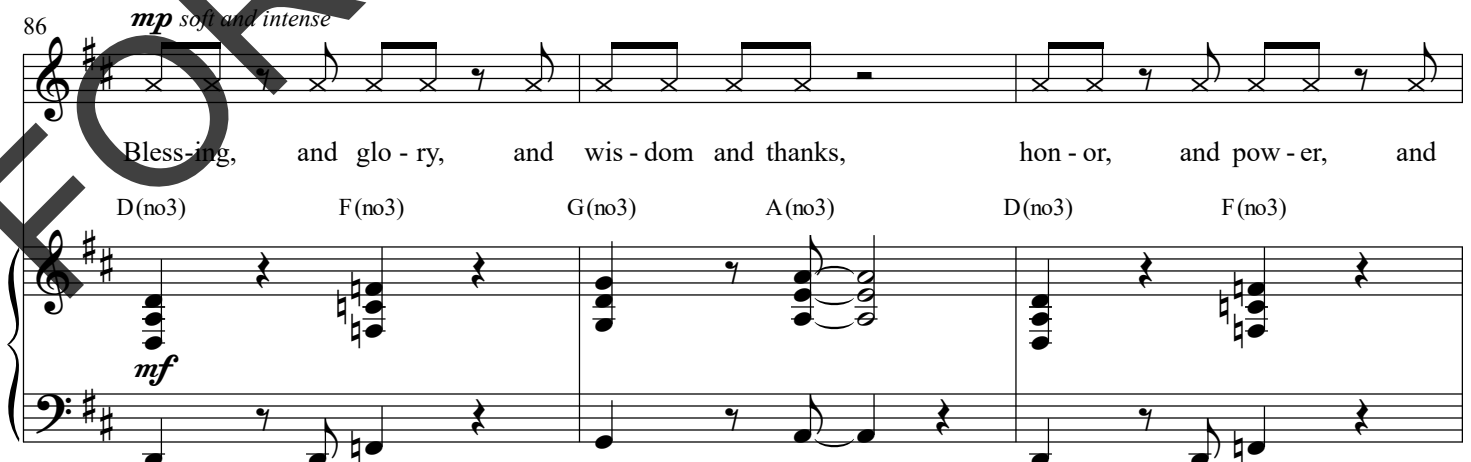
82 18



86 mp soft and intense

Bless-ing, and glo - ry, and wis - dom and thanks, hon - or, and pow - er, and

D(no3) F(no3) G(no3) A(no3) D(no3) F(no3)



89

*mf*

might for - ev - er! — Bless-ing, and glo - ry, and wis - dom and thanks,

G(no3) C(no3) C#(no3) D(no3) F(no3) G(no3) A(no3)

92

19

*Slower*

hon - or, and pow - er, and might for - ev - er! —

G(no3) F(no3) E(no3) N.C.

*(CRAB "pinches" CHLOE.)***CHLOE: Ouch! I got pinched!***(The CRABS quickly exit, taking off sunglasses backstage, and CHLOE and WYATT spin, with arms flailing, back to where they were when the crabs first came out.)*

95

*a tempo*

*mf* (Drums only)

**PACEY: Cowabunga! Watch out! You'll get pushed back to the checkpoint if you get pinched! Here... come... the... CRABS!***(SMALL KIDS come swirling out around them with their pinchers in the air, crab-walking sideways.)**(CHLOE and WYATT again try to put sunglasses on 10 of them, or the number designated.)*

102

106 N.C.

*mf*

110 [20]

*mf*

114 *mp* soft and intense

Bless-ing, and glo-ry, and wis-dom and thanks, hon-or, and pow-er, and

D(no3) F(no3) G(no3) A(no3) D(no3) F(no3)

*mp* building

117 *mf*

might for-ev-er! Bless-ing, and glo-ry, and wis-dom and thanks,

G(no3) C(no3) C#(no3) D(no3) F(no3) G(no3) A(no3)

*mf*

120 *f*

hon-or, and pow-er, and might for-ev-er! Bless-ing, and glo-ry, and

G(no3) F(no3) E(no3) C#(no3) D(no3) F(no3)

*f*

123

wis-dom and thanks, hon-or, and pow-er, and might for-ev - er!\_\_ Bless-ing, and glo-ry, and

G(no3) A(no3) D(no3) F(no3) G(no3) A(no3) D(no3) F(no3)

*ff*

(This time CHLOE and WYATT succeed! They high five each other and join in the song! The CRABS sway back and forth and sing.)

127

wis-dom and thanks, hon-or, and pow-er, and might for-ev - er!\_\_

G(no3) A(no3) G(no3) F(no3) E(no3) C#(no3) D(no3)

**21**

131

Oh,\_\_\_\_ hal-lowed, hal - lowed be\_\_\_\_ Your Name!\_\_

G A D

135

Lord, we lift You up, we give You all\_\_ the praise!\_\_

G A D

139

Your Name is our de - liv - er - ance; there's pow - er when we call.

G A Bm



143

Oh, hal - lowed, hal - lowed be Your Name!

E G A Bm



147

Oh, hal - lowed, hal - lowed be Your Name!

E G A Bm



151

Oh, hal - lowed, hal - lowed be Your Name!

E G A D



## SCENE 3

*Salty Sea*

**AV14** **22** (SFX: Level 1 Complete)

**PACEY:** **Congratulations! You’ve completed Level 1 and earned your boogie boards! Cowabunga!**

(*PACEY awards them with the boogie boards.*)

**DUDETTE:** (*running up and posing while she says her catch phrase*) **Hang loose, dudes!**

**DUDE:** (*walking up with DUDETTE, carrying a surfboard*) (*posing*) **Gotta catch those waves!**

**DUDETTE:** **Dude, you’ve learned the first piece of the Prayer!**

**DUDE:** **Righteous! (*having an idea*) Dude! Let’s all say it together.**

(*He leads out and everyone joins in.*)

**ALL:** **Our Father in heaven, hallowed be Your name!**

**DUDE:** **You just learned about God’s Name being seriously holy, dude.**

**DUDETTE:** **In Bible times, some thought His name was so totally holy they didn’t always even say it aloud!**

**DUDE:** (*whispering, like “wow”*) **Dude.**

**DUDETTE:** (*nodding affirmatively, like “I know!”*) **Dude.**

**DUDE:** **But like, sometimes we totally forget how big God is and we think we know better than Him.**

**DUDETTE:** (*wistfully, like “How sad”*) **Dude.**

**DUDE:** (*agreeing, like “I know”*) **Dude!**

**WYATT:** (*under his breath to CHLOE*) **Sometimes these characters get caught in a “dude” loop. They have a whole conversation just with the word “dude.”**

**DUDETTE:** (*questioning*) **Dude?**

**DUDE:** (*answering*) **Dude!**

**DUDETTE:** (*having an great idea*) **Dude!**

**DUDE:** (*thinking*) **Dude.**

**DUDETTE:** (*whispering*) **Dude.**

**BOTH:** (*excited*) **DUDE!!!**

**WYATT:** **It’s oddly mesmerizing.**

**CHLOE:** (*tapping them*) **Excuse me. Can we move on?**

**WYATT:** (*cautiously*) **Dude?**

**DUDE:** **Get ready to hop on your boards, dudes, and follow us out into the *Salty Sea*.**

**DUDETTE:** **Your quest is to find the *Dancing Dolphin* dude. He will give you the instructions for the next part of the adventure!**

**DUDE:** **Gotta catch those waves! (*They grab their boards and sing.*)**

**AV15** **23** Song: I Surrender

# I Surrender

Words and Music by  
CHRISTY SEMSEN  
Arranged by Nathaniel Semsen

AV15

23 Pop (♩ = 152)

1

(Claps)

N.C.

*f*

*SOLO 1*  
*mf*

You cre-

5

*SOLO 2*

a - ted the o - cean, the earth, and sky, — breathed Your breath in - to —

E C#m A

*mf*

8

*SOLO 3*

*SOLO 4*

— my life. — The heav-ens de - clare Your glo - ry a - bove, and

B E C#m

24

CHOIR

*mf*

11

all cre - a - tion shouts of Your love! So why, oh, why — do I

A B A A7

15

think that I — know bet - ter than —

E A A7

19

my Lord's plans? Teach me, teach me, Lord,

E A C#

*mp*

22

25

to say — this lit - tle phrase ev - e - ry day!

B D# A B

25

*f*

I sur - ren - der! I! I! I! sur - ren - der all!\_\_

E C#m A B

*f*

29

I sur - ren - der! I! I! I! sur - ren - der all!\_\_

E C#m A B

33

I won't wor - ry. I won't fear when my God is on the throne!

A B A

*mf*

36

**26** *with coolness*

I want Your will! I want Your will!

B E(no3)

*f* *mf*

40

*mf*

Build Your church and u - ni - fy;—

E

C#m

*fp**f**mf*

43

ev - 'ry part\_\_ of us\_\_ re - fine. Re - new Your won - ders in\_\_

A

B

E

46

— our day.— In ev - 'ry - thing, please, lead\_\_ the way!

C#m

A

B

49

*building*

27

Teach me, teach me, Lord, to say\_\_ this lit - tle phrase ev -

A

C#

B

D#

A

*mp*

52

*f*

- e - ry day!\_\_ I sur - ren - der!\_\_

B E C#m

55

I! I! I! sur - ren - der all!\_\_ I sur - ren - der!

A B E C#m

59

I! I! I! sur - ren - der all!\_\_ I won't wor - ry. I\_\_

A B A

*mf*

62

28

I won't fear when my God is on the throne!\_\_ I want Your

B A B

DUETTE: **Time to dive down deep, dudes!**

CHLOE and WYATT: **Woah!!**

65

will!

A2(no3) A2(#4) A2 Am2

rit.

(Blue stage lights. **EVERYONE** starts swimming in slow motion underwater. They swim slowly around **CHOIR** members who hold pieces of seaweed. The **DUDES** swim up, having a conversation.)

DUDE: (exclaiming, looking around) **Dude!**

DUETTE: (agreeing) **Dude.**

DUDE: (question and point over to side) **Dude?**

DUETTE: (sure) **Dude.** (They swim off.)

(CHLOE swims up to a KID holding a stick with a colorful fish on it.)

CHLOE: **Have you seen the Dancing Dolphin?**

FISH: **He's over there!**

(He points up at screen where a dolphin is dancing and instructions are written. Option: If not using the Accompaniment Video, have a child in a dolphin costume say the Dancing Dolphin line.)

WYATT: **The Dancing Dolphin says, "You've made it through the Salty Sea. Now, catch the wave back to shore."**

CHLOE: (reading) **Drop the board and wait for my friend in the Disco Desert.**

WYATT: **Catch the wave!**

(Blue stage lights turn off. The KIDS stop "swimming" underwater.)

69

Flowing (♩. = 60)

E C#m A B

mp

73 E C#m A B

77 E C#m A B

81 **29** A(no3) B(no3)

*accel.*

*Red.*

85 **Pop** (♩ = 152)  
**CHOIR**  
*mf*

May Your will be done on earth to - day!

F# B

*mf*

88 **30**

May Your king - dom come, Lord, we pray,

F#

91

we pray! I sur - ren -

B E

*f*

94

der! I! I! I! sur - ren - der all!\_

C#m A B

97

I sur - ren - der! I! I! I! sur - ren - der all!\_

E C#m A B

101

sur - ren - der! I! I! I! sur - ren - der all!\_

E C#m A B

105

I sur - ren - der!\_\_ I! I! I! sur - ren -

E C#m A

108

- der all!\_\_ I won't wor - ry. I\_\_ won't fear\_\_ when my

B A B

*mf*

111

God is on\_\_ the throne!\_\_ I want Your will!

A B

E(no3)

(Gliss.) *ff*

## SCENE 4

## Disco Desert

(DISCO CACTUS, LITTLE CACTUS 1, 2, and 3 enter and freeze across the stage, with their arms up in a cactus shape, facing the back wall. A sign says "Welcome to Disco Desert.")

**AV16** **31** (SFX: Level 2 Complete)

WYATT: (putting the boogie board down) **I love that dolphin. He cracks me up! And, we learned the next piece of the prayer.**

CHLOE: (flatly) **Let me guess. We say it together.**

WYATT: **Always! (He leads everyone.)**

ALL: **Your kingdom come. Your will be done on earth as it is in heaven.**

CHLOE: **Looks like we've made it to the desert. Now we just need to find the dolphin's friend.**

(CHLOE walks around asking choir members, or inanimate set pieces.)

CHLOE: **Are you friends with a dolphin? (KIDS shake their head no.) Are YOU friends with a dolphin?**

## Sneaky Cowboy Underscore

**AV17**

**32** Rap (♩ = 75)

Words and Music by CHRISTY SEMSEN  
and NATHANIEL SEMSEN  
Arranged by Nathaniel Semsen

The musical score is for a rap track in 4/4 time, marked with a tempo of 75 beats per minute. It features a piano accompaniment with a melody in the right hand and a bass line in the left hand. The melody starts with a half note G4, followed by quarter notes A4, B4, C5, D5, E5, F5, G5, A5, B5, C6, D6, E6, F6, G6, A6, B6, C7, D7, E7, F7, G7, A7, B7, C8, D8, E8, F8, G8, A8, B8, C9, D9, E9, F9, G9, A9, B9, C10, D10, E10, F10, G10, A10, B10, C11, D11, E11, F11, G11, A11, B11, C12, D12, E12, F12, G12, A12, B12, C13, D13, E13, F13, G13, A13, B13, C14, D14, E14, F14, G14, A14, B14, C15, D15, E15, F15, G15, A15, B15, C16, D16, E16, F16, G16, A16, B16, C17, D17, E17, F17, G17, A17, B17, C18, D18, E18, F18, G18, A18, B18, C19, D19, E19, F19, G19, A19, B19, C20, D20, E20, F20, G20, A20, B20, C21, D21, E21, F21, G21, A21, B21, C22, D22, E22, F22, G22, A22, B22, C23, D23, E23, F23, G23, A23, B23, C24, D24, E24, F24, G24, A24, B24, C25, D25, E25, F25, G25, A25, B25, C26, D26, E26, F26, G26, A26, B26, C27, D27, E27, F27, G27, A27, B27, C28, D28, E28, F28, G28, A28, B28, C29, D29, E29, F29, G29, A29, B29, C30, D30, E30, F30, G30, A30, B30, C31, D31, E31, F31, G31, A31, B31, C32, D32, E32, F32, G32, A32, B32, C33, D33, E33, F33, G33, A33, B33, C34, D34, E34, F34, G34, A34, B34, C35, D35, E35, F35, G35, A35, B35, C36, D36, E36, F36, G36, A36, B36, C37, D37, E37, F37, G37, A37, B37, C38, D38, E38, F38, G38, A38, B38, C39, D39, E39, F39, G39, A39, B39, C40, D40, E40, F40, G40, A40, B40, C41, D41, E41, F41, G41, A41, B41, C42, D42, E42, F42, G42, A42, B42, C43, D43, E43, F43, G43, A43, B43, C44, D44, E44, F44, G44, A44, B44, C45, D45, E45, F45, G45, A45, B45, C46, D46, E46, F46, G46, A46, B46, C47, D47, E47, F47, G47, A47, B47, C48, D48, E48, F48, G48, A48, B48, C49, D49, E49, F49, G49, A49, B49, C50, D50, E50, F50, G50, A50, B50, C51, D51, E51, F51, G51, A51, B51, C52, D52, E52, F52, G52, A52, B52, C53, D53, E53, F53, G53, A53, B53, C54, D54, E54, F54, G54, A54, B54, C55, D55, E55, F55, G55, A55, B55, C56, D56, E56, F56, G56, A56, B56, C57, D57, E57, F57, G57, A57, B57, C58, D58, E58, F58, G58, A58, B58, C59, D59, E59, F59, G59, A59, B59, C60, D60, E60, F60, G60, A60, B60, C61, D61, E61, F61, G61, A61, B61, C62, D62, E62, F62, G62, A62, B62, C63, D63, E63, F63, G63, A63, B63, C64, D64, E64, F64, G64, A64, B64, C65, D65, E65, F65, G65, A65, B65, C66, D66, E66, F66, G66, A66, B66, C67, D67, E67, F67, G67, A67, B67, C68, D68, E68, F68, G68, A68, B68, C69, D69, E69, F69, G69, A69, B69, C70, D70, E70, F70, G70, A70, B70, C71, D71, E71, F71, G71, A71, B71, C72, D72, E72, F72, G72, A72, B72, C73, D73, E73, F73, G73, A73, B73, C74, D74, E74, F74, G74, A74, B74, C75, D75, E75, F75, G75, A75, B75, C76, D76, E76, F76, G76, A76, B76, C77, D77, E77, F77, G77, A77, B77, C78, D78, E78, F78, G78, A78, B78, C79, D79, E79, F79, G79, A79, B79, C80, D80, E80, F80, G80, A80, B80, C81, D81, E81, F81, G81, A81, B81, C82, D82, E82, F82, G82, A82, B82, C83, D83, E83, F83, G83, A83, B83, C84, D84, E84, F84, G84, A84, B84, C85, D85, E85, F85, G85, A85, B85, C86, D86, E86, F86, G86, A86, B86, C87, D87, E87, F87, G87, A87, B87, C88, D88, E88, F88, G88, A88, B88, C89, D89, E89, F89, G89, A89, B89, C90, D90, E90, F90, G90, A90, B90, C91, D91, E91, F91, G91, A91, B91, C92, D92, E92, F92, G92, A92, B92, C93, D93, E93, F93, G93, A93, B93, C94, D94, E94, F94, G94, A94, B94, C95, D95, E95, F95, G95, A95, B95, C96, D96, E96, F96, G96, A96, B96, C97, D97, E97, F97, G97, A97, B97, C98, D98, E98, F98, G98, A98, B98, C99, D99, E99, F99, G99, A99, B99, C100, D100, E100, F100, G100, A100, B100, C101, D101, E101, F101, G101, A101, B101, C102, D102, E102, F102, G102, A102, B102, C103, D103, E103, F103, G103, A103, B103, C104, D104, E104, F104, G104, A104, B104, C105, D105, E105, F105, G105, A105, B105, C106, D106, E106, F106, G106, A106, B106, C107, D107, E107, F107, G107, A107, B107, C108, D108, E108, F108, G108, A108, B108, C109, D109, E109, F109, G109, A109, B109, C110, D110, E110, F110, G110, A110, B110, C111, D111, E111, F111, G111, A111, B111, C112, D112, E112, F112, G112, A112, B112, C113, D113, E113, F113, G113, A113, B113, C114, D114, E114, F114, G114, A114, B114, C115, D115, E115, F115, G115, A115, B115, C116, D116, E116, F116, G116, A116, B116, C117, D117, E117, F117, G117, A117, B117, C118, D118, E118, F118, G118, A118, B118, C119, D119, E119, F119, G119, A119, B119, C120, D120, E120, F120, G120, A120, B120, C121, D121, E121, F121, G121, A121, B121, C122, D122, E122, F122, G122, A122, B122, C123, D123, E123, F123, G123, A123, B123, C124, D124, E124, F124, G124, A124, B124, C125, D125, E125, F125, G125, A125, B125, C126, D126, E126, F126, G126, A126, B126, C127, D127, E127, F127, G127, A127, B127, C128, D128, E128, F128, G128, A128, B128, C129, D129, E129, F129, G129, A129, B129, C130, D130, E130, F130, G130, A130, B130, C131, D131, E131, F131, G131, A131, B131, C132, D132, E132, F132, G132, A132, B132, C133, D133, E133, F133, G133, A133, B133, C134, D134, E134, F134, G134, A134, B134, C135, D135, E135, F135, G135, A135, B135, C136, D136, E136, F136, G136, A136, B136, C137, D137, E137, F137, G137, A137, B137, C138, D138, E138, F138, G138, A138, B138, C139, D139, E139, F139, G139, A139, B139, C140, D140, E140, F140, G140, A140, B140, C141, D141, E141, F141, G141, A141, B141, C142, D142, E142, F142, G142, A142, B142, C143, D143, E143, F143, G143, A143, B143, C144, D144, E144, F144, G144, A144, B144, C145, D145, E145, F145, G145, A145, B145, C146, D146, E146, F146, G146, A146, B146, C147, D147, E147, F147, G147, A147, B147, C148, D148, E148, F148, G148, A148, B148, C149, D149, E149, F149, G149, A149, B149, C150, D150, E150, F150, G150, A150, B150, C151, D151, E151, F151, G151, A151, B151, C152, D152, E152, F152, G152, A152, B152, C153, D153, E153, F153, G153, A153, B153, C154, D154, E154, F154, G154, A154, B154, C155, D155, E155, F155, G155, A155, B155, C156, D156, E156, F156, G156, A156, B156, C157, D157, E157, F157, G157, A157, B157, C158, D158, E158, F158, G158, A158, B158, C159, D159, E159, F159, G159, A159, B159, C160, D160, E160, F160, G160, A160, B160, C161, D161, E161, F161, G161, A161, B161, C162, D162, E162, F162, G162, A162, B162, C163, D163, E163, F163, G163, A163, B163, C164, D164, E164, F164, G164, A164, B164, C165, D165, E165, F165, G165, A165, B165, C166, D166, E166, F166, G166, A166, B166, C167, D167, E167, F167, G167, A167, B167, C168, D168, E168, F168, G168, A168, B168, C169, D169, E169, F169, G169, A169, B169, C170, D170, E170, F170, G170, A170, B170, C171, D171, E171, F171, G171, A171, B171, C172, D172, E172, F172, G172, A172, B172, C173, D173, E173, F173, G173, A173, B173, C174, D174, E174, F174, G174, A174, B174, C175, D175, E175, F175, G175, A175, B175, C176, D176, E176, F176, G176, A176, B176, C177, D177, E177, F177, G177, A177, B177, C178, D178, E178, F178, G178, A178, B178, C179, D179, E179, F179, G179, A179, B179, C180, D180, E180, F180, G180, A180, B180, C181, D181, E181, F181, G181, A181, B181, C182, D182, E182, F182, G182, A182, B182, C183, D183, E183, F183, G183, A183, B183, C184, D184, E184, F184, G184, A184, B184, C185, D185, E185, F185, G185, A185, B185, C186, D186, E186, F186, G186, A186, B186, C187, D187, E187, F187, G187, A187, B187, C188, D188, E188, F188, G188, A188, B188, C189, D189, E189, F189, G189, A189, B189, C190, D190, E190, F190, G190, A190, B190, C191, D191, E191, F191, G191, A191, B191, C192, D192, E192, F192, G192, A192, B192, C193, D193, E193, F193, G193, A193, B193, C194, D194, E194, F194, G194, A194, B194, C195, D195, E195, F195, G195, A195, B195, C196, D196, E196, F196, G196, A196, B196, C197, D197, E197, F197, G197, A197, B197, C198, D198, E198, F198, G198, A198, B198, C199, D199, E199, F199, G199, A199, B199, C200, D200, E200, F200, G200, A200, B200, C201, D201, E201, F201, G201, A201, B201, C202, D202, E202, F202, G202, A202, B202, C203, D203, E203, F203, G203, A203, B203, C204, D204, E204, F204, G204, A204, B204, C205, D205, E205, F205, G205, A205, B205, C206, D206, E206, F206, G206, A206, B206, C207, D207, E207, F207, G207, A207, B207, C208, D208, E208, F208, G208, A208, B208, C209, D209, E209, F209, G209, A209, B209, C210, D210, E210, F210, G210, A210, B210, C211, D211, E211, F211, G211, A211, B211, C212, D212, E212, F212, G212, A212, B212, C213, D213, E213, F213, G213, A213, B213, C214, D214, E214, F214, G214, A214, B214, C215, D215, E215, F215, G215, A215, B215, C216, D216, E216, F216, G216, A216, B216, C217, D217, E217, F217, G217, A217, B217, C218, D218, E218, F218, G218, A218, B218, C219, D219, E219, F219, G219, A219, B219, C220, D220, E220, F220, G220, A220, B220, C221, D221, E221, F221, G221, A221, B221, C222, D222, E222, F222, G222, A222, B222, C223, D223, E223, F223, G223, A223, B223, C224, D224, E224, F224, G224, A224, B224, C225, D225, E225, F225, G225, A225, B225, C226, D226, E226, F226, G226, A226, B226, C227, D227, E227, F227, G227, A227, B227, C228, D228, E228, F228, G228, A228, B228, C229, D229, E229, F229, G229, A229, B229, C230, D230, E230, F230, G230, A230, B230, C231, D231, E231, F231, G231, A231, B231, C232, D232, E232, F232, G232, A232, B232, C233, D233, E233, F233, G233, A233, B233, C234, D234, E234, F234, G234, A234, B234, C235, D235, E235, F235, G235, A235, B235, C236, D236, E236, F236, G236, A236, B236, C237, D237, E237, F237, G237, A237, B237, C238, D238, E238, F238, G238, A238, B238, C239, D239, E239, F239, G239, A239, B239, C240, D240, E240, F240, G240, A240, B240, C241, D241, E241, F241, G241, A241, B241, C242, D242, E242, F242, G242, A242, B242, C243, D243, E243, F243, G243, A243, B243, C244, D244, E244, F244, G244, A244, B244, C245, D245, E245, F245, G245, A245, B245, C246, D246, E246, F246, G246, A246, B246, C247, D247, E247, F247, G247, A247, B247, C248, D248, E248, F248, G248, A248, B248, C249, D249, E249, F249, G249, A249, B249, C250, D250, E250, F250, G250, A250, B250, C251, D251, E251, F251, G251, A251, B251, C252, D252, E252, F252, G252, A252, B252, C253, D253, E253, F253, G253, A253, B253, C254, D254, E254, F254, G254, A254, B254, C255, D255, E255, F255, G255, A255, B255, C256, D256, E256, F256, G256, A256, B256, C257, D257, E257, F257, G257, A257, B257, C258, D258, E258, F258, G258, A258, B258, C259, D259, E259, F259, G259, A259, B259, C260, D260, E260, F260, G260, A260, B260, C261, D261, E261, F261, G261, A261, B261, C262, D262, E262, F262, G262, A262, B262, C263, D263, E263, F263, G263, A263, B263, C264, D264, E264, F264, G264, A264, B264, C265, D265, E265, F265, G265, A265, B265, C266, D266, E266, F266, G266, A266, B266, C267, D267, E267, F267, G267, A267, B267, C268, D268, E268, F268, G268, A268, B268, C269, D269, E269, F269, G269, A269, B269, C270, D270, E270, F270, G270, A270, B270, C271, D271, E271, F271, G271, A271, B271, C272, D272, E272, F272, G272, A272, B272, C273, D273, E273, F273, G273, A273, B273, C274, D274, E274, F274, G274, A274, B274, C275, D275, E275, F275, G275, A275, B275, C276, D276, E276, F276, G276, A276, B276, C277, D277, E277, F277, G277, A277, B277, C278, D278, E278, F278, G278, A278, B278, C279, D279, E279, F279, G279, A279, B279, C280, D280, E280, F280, G280, A280, B280, C281, D281, E281, F281, G281, A281, B281, C282, D282, E282, F282, G282, A282, B282, C283, D283, E283, F283, G283, A283, B283, C284, D284, E284, F284, G284, A284, B284, C285, D285, E285, F285, G285, A285, B285, C286, D286, E286, F286, G286, A286, B286, C287, D287, E287, F287, G287, A287, B287, C288, D288, E288, F288, G288, A288, B288, C289, D289, E289, F289, G289, A289, B289, C290, D290, E290, F290, G290, A290, B290, C291, D291, E291, F291, G291, A291, B291, C292, D292, E292, F292, G292, A292, B292, C293, D293, E293, F293, G293, A293, B293, C294, D294, E294, F294, G294, A294, B294, C295, D295, E295, F295, G295, A295, B295, C296, D296, E296, F296, G296, A296, B296, C297, D297, E297, F297, G297, A297, B297, C298, D298, E298, F298, G298, A298, B298, C299, D299, E299, F299, G299, A299, B299, C300, D300, E300, F300, G300, A300, B300, C301, D301, E301, F301, G301, A301, B301, C302, D302, E302, F302, G302, A302, B302, C303, D303, E303, F303, G303, A303, B303, C304, D304, E304, F304, G304, A304, B304, C305, D305, E305, F305, G305, A305, B305, C306, D306, E306, F306, G306, A306, B306, C307, D307, E307, F307, G307, A307, B307, C308, D308, E308, F308, G308, A308, B308, C309, D309, E309, F309, G309, A309, B309, C310, D310, E310, F310, G310, A310, B310, C311, D311, E311, F311, G311, A311, B311, C312, D312, E312, F312, G312, A312, B312, C313, D313, E313, F313, G313, A313, B313, C314, D314, E314, F314, G314, A314, B314, C315, D315, E315, F315, G315, A315, B315, C316, D316, E316, F316, G316, A316, B316, C317, D317, E317, F317, G317, A317, B317, C318, D318, E318, F318, G318, A318, B318, C319, D319, E319, F319, G319, A319, B319, C320, D320, E320, F320, G320, A320, B320, C321, D321, E321, F321, G321, A321, B321, C322, D322, E322, F322, G322, A322, B322, C323, D323, E323, F323, G323, A323, B323, C324, D324, E324, F324, G324, A324, B324, C325, D325, E325, F325, G325, A325, B325, C326, D326, E326, F326, G326, A326, B326, C327, D327, E327, F327, G327, A327, B327, C328, D328, E328, F328, G328, A328, B328, C329, D329, E329, F329, G329, A329, B329, C330, D330, E330, F330, G330, A330, B330, C331, D331, E331, F331, G331, A331, B331, C332, D332, E332, F332, G332, A332, B332, C333, D333, E333, F333, G333, A333, B333, C334, D334, E334, F334, G334, A334, B334, C335, D335, E335, F335, G335, A335, B335, C336, D336, E336, F336, G336, A336, B336, C337, D337, E337, F337, G337, A337, B337, C338, D338, E338, F338, G338, A338, B338, C339, D339, E339, F339, G339, A339, B339, C340, D340, E340, F340, G340, A340, B340, C341, D341, E341, F341, G341, A341, B341, C342, D342, E342, F342, G342, A342, B342, C343, D343, E343, F343, G343, A343, B343, C344, D344, E344, F344, G344, A344, B344, C345, D345, E345, F345, G345, A345, B345, C346, D346, E346, F346, G346, A346, B346, C347, D347, E347, F347, G347, A347, B347, C348, D348, E348, F348, G348, A348, B348, C349, D349, E349, F349, G349, A349, B349, C350, D350, E350, F350, G

DISCO CACTUS: *(to WYATT) (posing)* Welcome to the *Disco Desert*. Your mission is to boogie down with these cactus sticks—chopping the food when it passes by. But take care not to chop a tumbleweed. That would be chaos city and reset your score to 0!

WYATT: **Got it!** *(He takes the two sticks from DISCO CACTUS.)*

DISCO CACTUS: **Wasn't there another player?**

WYATT: **Yeah, my sister Chloe.** It's her first time playing the game, and she's been delayed by the Sneaky Cowboy.

DISCO CACTUS: **Ahh, the Sneaky Cowboy.** That's a bit of a prick!e!

## Desert Disco 1 Underscore

AV18

33 Disco! (♩ = 112)

Music by CHRISTY SEMSEN

Arranged by Daniel Semsen

N.C.

© Copyright 2021 Semsen Family Music (ASCAP) (Admin. by Music Services). All Rights Reserved.

DISCO CACTUS: *(pleased at her joke)* **A prick!e, get it? Woo! Do the Desert Disco!**

*(All CACTI do disco arm moves while moving in a circle.)*

*(Desert Disco Underscore ends)*

DISCO CACTUS: **In the desert we learn how to ask God to provide for us—to give us our daily bread.**

AV19 34 *(Music begins for "What's the Goal?")*

DISCO CACTUS: **Ooh, feel the funk, get down and get ready to chop!**

*(As music starts, DISCO CACTUS, LITTLE CACTUS 1, 2, and 3 do disco poses.)*

**Song: What's the Goal?**

# What's the Goal?

Words and Music by  
NATHANIEL SEMSEN  
and CHRISTY SEMSEN  
Arranged by Nathaniel Semsen

AV19

34 Disco (♩ = 120)

1 E G A C

*mf*

5 E G A

8 *SOLO 1* *mf* *SOLO 2*

Are you search - ing? In need? Are you

C D E G

11 *SOLO 3*

wear - y? Fa - tired? Are you wor - ried? Or

A E E

14 **35** *SOLO 4*

stressed? Are you search - ing for rest?

G A E

17 *CHOIR* **mf** **36**

It's at those times we're in des - per - ate need, we know that He\_\_ will pro - vide.

C D G B C

(During chorus, the food starts to whiz by on the video. WYATT and DISCO CACTUS chop through the air with cactus sticks. Option: If not using the Accompaniment Video, simply have WYATT and DIANA use the sticks to slice through the air.)

20

And my God, my God will meet all \_\_\_\_\_ your needs, ac -

D(no3) E G

23

cord-ing to the rich-es of His glo - ry! And my God, my God will meet all

A Esus E E G

26

37

— your needs, ac - cord - ing to the rich - es of His glo - ry!

A Esus E

29

What's the goal? What's the goal? To dai - ly — trust — in Him!

E(no3) B(no3)

31

What's the goal? What's the goal? To rest in His love!

C(no3) D Bm7 E/B

33

What's the goal? What's the goal? To dai - ly — trust — in Him!

E(no3) B(no3)

35

38

What's the goal? What's the goal? To rest in His love!

C(no3) D Bm7 E B

DISCO CACTUS: Woo!! You passed the first round.

WYATT: Watch out! The next round is fast!

DISCO CACTUS: Here we go!

(WYATT and DISCO CACTUS swing cactus sticks faster.)

37

Fm7 A<sup>b</sup> B<sup>b</sup> F A<sup>b</sup>

*mf*

40

CHOIR

*mf*

39

Give us to-day our dai - ly bread!

B<sup>b</sup> C F7 A<sup>b</sup> B<sup>b</sup> C

43

Give us to - day all — we need.

F7 A<sup>b</sup> B<sup>b</sup> C C#

45

We wan - na trust in You\_\_ in - stead of

F# A B C#

47

think - in' that we can meet our needs! And my

F# E(no3)

**40**

*f*

49

God, my God will meet all\_\_\_\_\_ your needs, ac - cord - ing to the rich - es of His

F# A B

*f*

52

glo - ry! And my God, my God will meet all\_\_\_\_\_ your needs, ac -

F#sus F# F# A

55

41

cord - ing to the rich - es of His glo - ry!

B F#sus F#

57

God wants to bring us heal - ing, but more than that, He wants us to know

F# A B

60

our Heal - er! My God, my God will meet all your needs, ac -

F#sus F# F# A

63

42

cord - ing to the rich - es of His glo - ry!

B F#sus F#

65

What's the goal? What's the goal? To dai - ly\_\_ trust\_\_ in Him!

F#(no3) C#(no3)

67

What's the goal? What's the goal? To rest in His love!

D(no3) E C#m7 F# C#

69

What's the goal? What's the goal? To dai - ly\_\_ trust\_\_ in Him!

F#(no3) C#(no3)

71

What's the goal? What's the goal? To rest in His love!

D(no3) E F#

## SCENE 5

*Rodeo Range***AV110** **43** (SFX: Level 3 Complete)

DISCO CACTUS: **Cactilaxin! You jiving yet? You’ve learned the next piece of the Prayer. Let’s say it together.**

ALL: **Give us this day our daily bread.**

DISCO CACTUS: **When things get prickly, just remember—God will provide what we need for EACH day. Remember this *Power Up Password*. You’ll need it later. When you’re asked “What’s the goal? What’s the goal?” You say... (points to LITTLE CACTUS)**

LITTLE CACTUS 1: (talk/singing) **To daily trust in Him.**

DISCO CACTUS: (rhythmically) **What’s the goal? What’s the goal?**

LITTLE CACTUS 2: **To rest in His love!**

(ALL clap and cheer.)

DISCO CACTUS: **I’ll let you in on a secret: did you know that prayer isn’t just to get something from God? It’s far bigger than that.**

LITTLE CACTUS 3: **I’m on pins and needles!**

DISCO CACTUS: **Prayer is not the means to an end, (dramatically) In many ways, it is the end itself.**

LITTLE CACTUS 1,2,3: **Ooooh!**

(CHLOE comes back on with Band Aids on her arms and face and hair messy.)

WYATT: **Chloe, what happened?**

CHLOE: (with attitude) **Well, I sure didn’t skip a level.**

WYATT: **Obviously.**

CHLOE: **In fact, I had a run in with a cactus.**

WYATT: **Ooh, no...**

CHLOE: **When I tried to climb up the cactus... to put the *Crabby Coins* on top, it... didn’t like that.**

DISCO CACTUS: (smiling) **We rarely do. Sounds like you listened to the wrong voice. You’ll want to watch out for that—especially once you reach the *Temptation Trail*.**

CHLOE: **It seemed like good advice.**

DISCO CACTUS: **Another reason why it’s important to learn how to talk to God and hear His voice. Sometimes—it’s hard to tell who is telling us the truth! Prayer keeps us in constant communion with God, which is the goal of our entire believing lives.**

LITTLE CACTUS 1: **Romans 12:12, Be joyful in hope, ...**

LITTLE CACTUS 2: **... patient in affliction, ...**

LITTLE CACTUS 3: **... faithful in prayer!**

DISCO CACTUS: **That’s right, little Cacti. Lookin’ sharp!**

# Desert Disco 2 Underscore

AV111

44 Disco! (♩ = 112)

Music by CHRISTY SEMSEN

Arranged by Daniel Semsen

1 N.C.

*f* (Drums only)

4

Am  
D

Dm

© Copyright 2021 Semsen Family Music (ASCAP) (Admin. by Music Services). All Rights Reserved.

DISCO CACTUS: **Get it? Sharp? Woo! Do the Desert Disco!**

*(Desert Disco Underscore ends)*

DISCO CACTUS: **But now, we've come to the end of the desert! Catch ya on the flip side.**

*(DISCO CACTUS and CACTI leave stage.)*

*(From stage right, COWBOYS start sidestepping in to the left, in straight lines. No one turns their back or walks forward. WYATT and CHLOE suddenly start side stepping left and right, not walking or kicking forward to towards audience.)*

RODEO REBA: **Yeehawww! Welcome to the Rodeo Range.**

WYATT: **It's the old-school level! I love this one!**

CHLOE: **Woah, what's happening? Why can I only step sideways?**

AV112 45 *(Music begins for "This Is My Prayer")*

WYATT: **It's called a platformer level. You can only move and jump side to side.**

RODEO REBA: **Remember, watch out for the lassos!**

**Song: This Is My Prayer**

# This Is My Prayer

Words and Music by  
CHRISTY SEMSEN  
Arranged by Daniel Semsen

AV112

45 Country (♩ = 100)

N.C.

1 *mp*

5 *f* Bm D Em 46

8 *SOLO 1* *mf*

The Bi - ble tells a sto-ry of a poor un - luck - y man. He

A B(no3) Bm D

11 *SOLO 2*

owed ten thou-sand bags of gold and was real-ly in a jam. When it came time to pay, he

Em A Bm Bm

14

47

fell to his knees, and he begged for mer - cy from his mas - ter, if he pleased.

D Em A Bm

CHOIR

*mf*

17

48

Step, step, turn to the side, kick your heel and go for a ride! Step, step, turn right back,

Bm A E G A Bm A

*mp*

CHOIR

(talking in slow-motion)

20

drop down low and re-peat it slow! Step, step, turn to the side,

E G A Bm A

*mf*

SOLO 3

*mf*

23

49

kick your heel and go for a ride! To the man's sur-prise, the mas - ter a-greed,

E E# G A Bm

*mf*

26

can-celed his debt, and set him free. But that same day, the ver - y same man did

D Em

28

some-thin' you won't be-lieve! Found a man who owed him mon-ey, and he threw the guy in pri - son!

A Bm Bm D

CHOIR  
*mf*

31

That's what it's like when we for - get how we've been for - giv - en!\_\_\_\_\_

Em F#

(During chorus, KIDS dressed as COWBOYS do a routine with brown "lassos" made of hula hoops. CHLOE and WYATT do the step, step routine, waiting for the HULA HOOP PEOPLE to move so they can move sideways. The HULA HOOP PEOPLE move up and back as an obstacle.)

34

This is my prayer: Help me for - give! Help me show

Bm D E

*f*

37

mer - cy — in the way that I live. — Free - ly for-giv - en, I'll

Bm D E N.C. Bm D E

40

51

let for-give-ness flow. Glo-ry, Hal-le - lu - jah! — He washed me white as

F#

43

52

snow! He washed me white as snow!

Bm D E Bm D E

47

mf

Step, step, duck down low, kick your heel and tap your toe! Step, step, turn right back,

Bm A E G A Bm A

mf

50

clap your hands and go, let's go! Raise your hands! Praise the Lord! Lift your voice in one ac-cord!

E G A Bm A E G A

*f*

53

Step, step, choose to for-give. This is how we want to live!

Bm A E G A F#

56

*ff*

This is my prayer: Help me for-give! Help me show

N.C. Bm D E

*ff*

59

mer-cy — in the way that I live. — Free-ly for-giv-en, I'll

Bm D E N.C. Bm D E

62

54

let for-give-ness flow.      Glo-ry, Hal-le - lu - jah!\_\_\_      He washed me white as

F#

65

snow!      He washed me white as snow!

Bm      D      E      Bm      D      E

68

This is my prayer!

N.C.      Bm

## SCENE 6

*Temptation Trail*

**AV113** **55** (SFX: Level 4 Complete)

RODEO REBA: Yeeehawwww! You've made it through the *Rodeo Range* and learned the next piece of the Prayer. Let's say it together.

ALL: And forgive us our debts as we forgive our debtors\*.

RODEO REBA: As y'all know, a debt means the sins we all commit. Everyone sins, and everyone needs the forgiveness of God. But too many times we receive forgiveness from God, but then we don't give that very same forgiveness to others.

LITTLE COWBOY: ... Like the guy in the Bible whose master forgave him all that money?

WYATT: And then he went and threw someone else in jail for owing him a few pennies!

RODEO REBA: (shrug) It's like drinking poison. Most folks don't realize that unforgiveness is like poison to the soul! Forgiveness is just the medicine we need. Now, I hope y'all are ready, because where you're headed next is the most treacherous of all: The *Temptation Trail*.

ALL: (ominously) Ooooh.

RODEO REBA: This level is completely dark!

CHLOE: Completely dark?

RODEO REBA: (handing them a small glowstick) Take care not to get distracted by voices that may lead you into traps. Once you make it to the *Checkpoint*, say the *Power-Up Password* and you will be rewarded with a candle to light your way. Happy trails! Yeehaw! (She walks offstage.)

**AV114** **56** (Music begins for "Watch and Pray")

(Lights fade. CHOIR sits down and VARIOUS KIDS put on glow stick bracelets and necklaces.)

(Stage lights turn completely off.)

Song: Watch and Pray

\* Alt. version of Prayer: And forgive us our trespasses, as we forgive those who trespass against us.

# Watch and Pray

Words and Music by  
CHRISTY SEMSEN  
Arranged by Daniel Semsen

AV 14

56 Rock (♩ = 125)

C(no3)

B<sup>b</sup>(no3)A<sup>b</sup>(no3)

1

4

8

11

*f*

*SOLO 1*  
*mf*

*SOLO 2*

Watch and pray, watch and pray, so you will not

fall in - to temp - ta - tion. Watch and pray, watch and

Chords: C(no3), B<sup>b</sup>(no3), A<sup>b</sup>(no3), F(no3), Cm, C<sup>m</sup>/B<sup>b</sup>, Fm, A<sup>b</sup>, B<sup>b</sup>, Cm, C<sup>m</sup>/B<sup>b</sup>, A<sup>b</sup>, Fm, Gm, Cm

14

58

pray. Be a - lert, for you're a new cre - a - tion. The

*E♭* *Fm* *G*

17

spir - it is will - ing, but the flesh is \_\_\_\_\_

*Fm* *Gm* *A♭*

*mp* *cresc. poco a poco*

20

weak. We cry to God; \_\_\_\_\_ it's His

*B♭* *Fm* *Gm*

23

59

help we \_\_\_\_\_ seek.

*A♭* *B♭*

*fp*

SNEAKY COWBOY: (*wearing glow-in-the-dark cowboy hat*) Pst! Hey, pardner! I know a shortcut to the end of the trail.

CHLOE: Uh? Is this the checkpoint? I thought there were supposed to be candles.

SNEAKY COWBOY: Nah. But you can level up by taking this shortcut.

CHLOE: Sounds great to me! (*She follows SNEAKY COWBOY offstage.*)

WYATT: Wait! Chloe!

26 *CHOIR (hushed)*  
*p*

Watch and pray, watch and pray. Watch and pray, watch and pray.

Cm Cm B $\flat$  A $\flat$  Fm B $\flat$

*subito p*

30

Watch and pray, watch and pray. Watch and pray, watch and pray.

Cm Cm B $\flat$  A $\flat$  Fm B $\flat$

34 *CHOIR*  
*mf*

I am weak, but You are strong. Whoa! —

Cm A $\flat$ 2 B $\flat$

*mf*

38

I am weak, but You are strong. Oo whoa!\_\_\_\_\_

Cm A $\flat$ 2 B $\flat$

42

I am weak, but You are strong. Whoa!\_\_\_\_\_

Cm A $\flat$ 2 B $\flat$

46

I am weak, but You are strong.\_\_\_\_\_

Cm A $\flat$ 2 B $\flat$

50

You are strong! E - ven though I walk through the

G A $\flat$  A $\flat$  Gm

*f*

53

dark-est val - ley, I will fear no e - vil!

Fm Cm G

56

E - ven though I walk through the dark-est val - ley, You are

A<sup>b</sup> A<sup>b</sup> Gm Fm Cm

59

with me! E - ven though I walk through the dark-est val - ley,

G A<sup>b</sup> Fm

62

I will fear no e - vil! E - ven though I walk through the

Cm G A<sup>b</sup> Gm

65

WYATT

dark-est val - ley, Your rod and Your staff, they com - fort me.

Fm G

(TREE OF LIGHT enters and stands on corner of stage.)

TREE OF LIGHT: Greetings! You've reached the *Tree of Light*! In the book of John, Jesus said, "I am the light of the world! He who follows me will not walk in darkness but will have the light of life!" (John 8:12)

Now, it's *Power-Up Password* time! (said in rhythm) What's the goal? What's the goal?

WYATT: To daily trust in Him.

TREE OF LIGHT: Excellent! Take this candle to light your way.

WYATT: (taking the candle) Thanks! Except, I have to go back and get Chloe. She doesn't know the *Power-Up Password*, and she's gonna be in trouble.

(CHOIR passes out candles and lights them as they sing, until the whole stage is lit with candles.)

70

CHOIR (hushed)  
*p*

Watch and pray, watch and pray. Watch and pray, watch and pray.

Cm Cm/Bb Ab Fm Bb

subito *p*

74

Watch and pray, watch and pray. Watch and pray, watch and pray.

Cm Cm/Bb Ab Fm Bb

Watch and pray, watch and pray. Watch and pray, watch and pray.

Cm Cm B $\flat$  A $\flat$  Fm B $\flat$

Watch and pray, watch and pray. Watch and pray, watch and pray.

Cm Cm B $\flat$  A $\flat$  Fm B $\flat$

86 **63** *CHOIR* *ff*  
I am weak, but You are

Cm Fm B $\flat$  Cm A $\flat$ 2

*mf* *ff*

90 strong Whoa! I am weak, but You are

B $\flat$  Cm A $\flat$ 2

94

strong. Oo whoa! I am weak, but You are

B $\flat$  Cm A $\flat$ 2

98

strong. Whoa! I am weak, but You are

B $\flat$  Cm A $\flat$ 2

(CHLOE is standing (or sitting) behind a set piece so it appears that she is in a pit. The SNEAKY COWBOY walks up and sits nearby, watching her struggle.)

CHLOE: Hey, Cowboy, help me out! I seem to be stuck in a loop. The tree kept asking me, "What's the goal? What's the goal?" I couldn't figure out the answer, and it re-routed me over here in this pit.

SNEAKY COWBOY: Sure. The goal of prayer is—it's about making your life better. When you pray, you can have God do anything you want.

(Song pauses)

CHLOE: I already tried saying that. It didn't let me cross the checkpoint, and I got re-routed to this pit. Now I'm still here... going in circles. (frustrated) Ugh! This game is the worst! Who makes a whole video game about prayer?

WYATT: (calling from across the stage) Chloe! There you are!

102

strong. \_\_\_\_\_

G Cm Cm B $\flat$

*p*

108  $A^b\text{maj}7$   $B^b$   $Cm$

(Song starts again)

CHLOE: **Hey! That's my brother! I'm over here! Help!**

SNEAKY COWBOY: **You can do this on your own. Prayer is useless.** (He walks away.)

WYATT: **Don't listen to that! Those are lies! God can lead us when things are dark. We just need to daily trust in Him. That's the goal! Grab the rope—I'll pull you out! Pull!**

(WYATT pulls CHLOE out and sings.)

AV 115

65 Slow Majestic ( $\text{♩} = 73$ )

115  $D^b$   $Fm$   $F^b$

119  $A^b\text{m}$   $Fm$   $E^b/G$   $A^b$   $B^b/F$

66 Rock ( $\text{♩} = 123$ )

CHOIR

122  $G$   $A^b$

E - ven though I walk through the

125

dark-est val - ley, I will fear no — e - vil!

Fm Cm G

128

E - ven though I walk through the dark-est val - ley,

A<sup>b</sup> Fm G

131

You are with me!

Cm Cm/B<sup>b</sup>

134

You are with me!

A<sup>b</sup> maj7 G Cm

## SCENE 7

*(Lights come up on stage right. PRAYSTATION PACEY greets WYATT. CHLOE is offstage left.)*

**AV116** **68** *(SFX: Level 5 Complete)*

**PRAYSTATION PACEY:** Congratulations! You've completed the Temptation Trail and learned the next piece of the Prayer. Let's say it.

**ALL:** Lead us not into temptation, but deliver us from evil.

**DUDE:** None of us can avoid temptation, dude. And we all walk through situations that are dark. But we don't need to be afraid, for we have a Father that walks with us and is *totally* more powerful than evil.

**DISCO CACTUS:** We can pray God delivers us and gives us wisdom to boogie away from temptation.

**CHLOE:** *(discouraged)* I'm bad at this game. I didn't run away from temptation, and I got stuck in a pit.

**DUDETTE:** Dude, without God's wisdom, it's totally easy to wipeout and wake up in a pit.

**DUDE:** Yeah, dude.

**DUDETTE:** That's why it's so important to listen to God's voice and ask for His guidance, dudes. We learn to recognize His voice by chillin' in His Word, dudes, and spending time listening to Him.

**CHLOE:** You all are so excited about prayer. But prayer... it doesn't... it doesn't... never mind.

**WYATT:** That's okay. What were you going to say?

**CHLOE:** It doesn't work. You remember when Grandma was sick last year. I prayed for her to get better in time to see me in the playoffs. And she didn't.

**WYATT:** *(gently)* She *did* get better...

**CHLOE:** But not in time to see me play in the tournament! And I prayed she'd get better for it.

**RODEO REBA:** God doesn't always answer our prayers the way we think He will. He **DOES** want to bless us, but more than that, He wants us to **KNOW** Him and run to Him in hard times.

**DISCO CACTUS:** He alone is able to rescue us from the darkness. That's why our goal is to daily trust in Him and to rest in His love.

**AV117** **69** *(Music begins for "It's All About You")*

**CHLOE:** Maybe... I don't know how to pray.

**WYATT:** This is the perfect place to learn.

**PRAYSTATION PACEY:** The Lord's Prayer begins and ends with God and God alone. His name. His kingdom. His power. His glory. By fixing our eyes on Him, we learn what really matters, and everything else levels up.

*(CHLOE walks toward front of stage to sing.)*

**Song: It's All About You**

# It's All About You

Words and Music by  
CHRISTY SEMSEN  
Arranged by Daniel Semsen

AV117

69 Pop, with a hint of Broadway (♩ = 95)

Chord progression for measures 1-8:

Measures 1-2: D, Em7, A, Bm7

Measures 3-4: D/F#, G, Asus, A

Measures 5-6: D, Em7

Measures 7-8: A, Bm7, D/F#, G

Measures 9-10: Asus, A

Chord progression for measures 11-14:

Measures 11-12: D, Em7

Measures 13-14: A, Bm, D/F#, G2

Vocal entry (Measure 9):

CHLOE  
mf

Some-times I won - der if there is an - y-one that feels the way I do.

12

— And late - ly, I've hoped — I'm not the on - ly one

Asus A D Em7 A Bm




15

71

SOLO

with ques - tions, too. — As I'm look - ing back,

D F# G2 Asus A D Em7



18

— things have - n't al - ways gone — the way I thought they might.

A Bm D F# G2



20

It's been eas - y to — get stuck, — tired, and dis - il - lu -

Asus A D Em7 A Bm



CHLOE

*mp*

23

72

- sioned, search-ing for the light.\_\_\_\_ But when I lis-ten close-ly,\_\_\_\_ I can

D  
F#

G2

Asus

A

Em

D  
F#

*mp*

27

*mf*

hear Your still small voice.\_\_\_\_ And fi-nal-ly\_\_\_\_ I take a\_\_\_\_ breath and

G

A(add4)

Bm

A  
C#

*mf*

31

*f*

*mf*

make my choice!\_\_\_\_ I'll fix my eyes on\_\_\_\_ You, no

D

G

D

*ff*

*mf*

35

mat-ter where the wind may blow!\_\_\_\_ I'll choose to

Bm

G2

A

38

trust Your truth, as the storms shake all — I know. —

D Bm G2 A

CHOIR (CHLOE goes and sits and prays with WYATT.)

mf

42

I will lift — my voice. — I'll sing Your praise. — I'll cling to — Your

Bm A C# D D#

45

joy! 'Cause now I know: It's all a - bout You!

E G A

**f**

48

74

For Yours is — the king - dom, the

D Em7 Bm A D

**mf** **f**

51

pow'r and the glo - ry, for - ev - er, for - ev - er.

D F# G A(add4)

54

Yours is the king - dom, the pow'r and the glo - ry, for - ev - er, for -

D D F# G

57

ev - er. Lord, I put my trust in You!

A(add4) D D F#

60

Lord, I put my hope in You! For Yours is the king - dom, the

G A(add4) D

63

75

*f*

pow'r and the glo - ry, for - ev - er, — for - ev - er. — I'll fix my

*D*  
*F#**G**A(add4)*

(CHLOE and WYATT stand up and sing with choir.)

66

eyes on — You, no mat-ter where the wind — may blow! —

*E**C#m**A*

69

I'll choose to trust Your truth, as the storms shake all — I know.

*A(#4)**A**B**E**C#m**ff**f*

72

76

I will lift — my voice.

*A2**B**C#m*

75

— I'll sing Your praise. — I'll cling to — Your joy! 'Cause

B  
D#

E

E  
G#

F#

78

now I — know: It's all a-bout You! —

A

B

C#m

A

82

77

Now I — know: It's all a-bout You! —

F#m

B

E

F#m7

85

It's all a-bout You! — It's all a-bout You! —

B

C#m7

E  
G#

A

B

E

(Gliss.)

## SCENE 8

*Victory Summit*

**AV118** **78** (Music begins for “Victory Summit Underscore”)

**PACEY:** Congratulations! You’ve arrived at *Victory Summit*!

**ALL:** (Cheer!)

**DUDETTE:** On Level 1, we learned to praise God’s name. He is holy, dude!

**DUDE:** On Level 2, we learned we want God to do HIS will, not ours.

**DISCO CACTUS:** Level 3 reminded us to trust that God will provide what we need.

**RODEO REBA:** Level 4 reminded us to ask for God’s forgiveness and to forgive others!

**PACEY:** Level 5 reminded us that God will deliver us from evil!

**WYATT:** And in Level 6, we learned that God is worthy of praise forever...

**ALL:** ... for Yours is the kingdom and the power and the glory forever!

**ALL:** (Cheer!)

## Victory Summit Underscore

Words and Music by  
NATHANIEL SEMSEN  
Arranged by Nathaniel Semsan

Video Game Celebration! (♩ = 136)

N.C.

The musical score is written for piano in 4/4 time. It begins with a treble clef and a key signature of one flat (B-flat). The tempo is marked as 136 beats per minute. The score includes various musical notations such as triplets, dynamic markings (f, mf), and articulation marks. The piece is divided into two systems, with the first system starting at measure 1 and the second system starting at measure 4. The score is watermarked with 'FOR PREVIEW ONLY' diagonally across the page.

8

Musical notation for measures 8-10. The treble staff begins with a whole rest, followed by a half note G4, a quarter note A4, and a quarter note B4. The bass staff has a half note G3, a quarter note A3, and a quarter note B3. Measure 9 continues with similar patterns. Measure 10 ends with a whole rest in the treble and a half note G3 in the bass.

11

Musical notation for measures 11-13. The treble staff has a half note G4, a quarter note A4, and a quarter note B4. The bass staff has a half note G3, a quarter note A3, and a quarter note B3. Measure 12 continues with similar patterns. Measure 13 ends with a whole rest in the treble and a half note G3 in the bass.

15

Musical notation for measures 15-17. The treble staff has a half note G4, a quarter note A4, and a quarter note B4. The bass staff has a half note G3, a quarter note A3, and a quarter note B3. Measure 16 continues with similar patterns. Measure 17 ends with a whole rest in the treble and a half note G3 in the bass.

19

Musical notation for measures 19-21. The treble staff has a half note G4, a quarter note A4, and a quarter note B4. The bass staff has a half note G3, a quarter note A3, and a quarter note B3. Measure 20 continues with similar patterns. Measure 21 ends with a whole rest in the treble and a half note G3 in the bass.

22

Musical notation for measures 22-24. The treble staff has a half note G4, a quarter note A4, and a quarter note B4. The bass staff has a half note G3, a quarter note A3, and a quarter note B3. Measure 23 continues with similar patterns. Measure 24 ends with a whole rest in the treble and a half note G3 in the bass.

(Cont. on to "The Lord's Prayer")

# The Lord's Prayer

with What's the Goal? Reprise  
and Praystation Reprise

Words and Music by  
CHRISTY SEMSEN

Arranged by Daniel Semsen and Nathaniel Semsen

AV 19 AV 21\*

79 87 Funky! (♩ = 100)

1 (Drum fill) *f* Gm C D Gm

5 *f* Teach us to pray! Teach us to pray. Teach us to pray, heav-en-ly Fa-

9 - ther! Hear us to - day! Hear us to - day.

C D Gm C D Gm C D

\* 2nd number is the Alternate Trespass Version throughout the song.

Rap! (swing 16ths) (♩ = 100)

12

80 88

Hear us to - day, heav-en-ly Fa - ther! Our Fa-ther in heav-en,

Gm C D N.C.

15

hal-low-ed be\_\_ Your name, Your king-dom come, Your will be done, on earth as it is in heav-en.

18

Alt. Version And for-give us our tres - pass-es,

Give us to-day our dai-ly bread. And for-give us our debts,

Gm7 C7

20

as we have for - giv - en those who tres-pass a - gainst us. And  
as we al - so have for - giv - en our debt - ors, our debt - ors. And

Gm7 F

22

lead us not to temp - ta - tion, but de - liv - er us from e - vil!

Gm7 C7

24

81 89

Lead us not to temp - ta - tion, but de - liv - er us from e - vil! For

Gm7 F

26

**Funky! (straight 16ths)** (♩ = 100)

Yours is the king-dom, the pow - er and the glo - ry! For Yours is the king-dom, for -

Gm C Gm

29

ev - er, and ev - er! For Yours is the king-dom, the pow - er and the glo - ry! For

C D Gm C

32

82 90

Yours is the king-dom, for - ev - er, and ev - er! A - men, a - men, a - men!

Gm C D Gm

35

A - men, a - men, a - men! A - men!

C D Gm C D

38

83 91 Disco! (♩ = 120)

WHAT'S THE GOAL? (Christy Semsen, Nathaniel Semsen)

And my God, my God will meet all your needs, ac-

F# A B C# F# A

42


cord-ing to the rich-es of His glo - ry! And my God, my God will meet all

B F#sus F# F# A

45

— your needs, ac - cord - ing to the rich - es of His glo - ry!

B F#sus F#



48

What's the goal? What's the goal? To dai ly — trust — in Him!


F#(no3) C#(no3)



50

What's the goal? What's the goal? To rest in His love!

D(no3) E C#m7 F# C#



52

What's the goal? What's the goal? To dai - ly — trust — in Him!

F#(no3) C#(no3)



54

What's the goal? What's the goal? To rest in His love!

D(no3) E F#

**84** **92** Synth Video Game Groove (♩ = 148)

56

F# B F# E F# B F#

*f*

60

G C G E G C G

PRAYSTATION (Christy Semsen)

64

Lev-el up! Lev-el up! Lev-el up! Get the win!

G C G E G C G

78  
68Praystation - Script/Vocal with Piano  
The Lord's Prayer

An - y - one, *This means you!* jump right in! Ad -

G  $\frac{C}{G}$   $\frac{F}{G}$   $\frac{C}{G}$

72  
ven - ture waits! *Woo!* No need to fear!

G  $\frac{C}{G}$   $\frac{F}{G}$   $\frac{C}{G}$

76  
Come on in! — Come on in! The course is clear! At the

G  $\frac{C}{G}$   $\frac{F}{G}$   $\frac{C}{G}$

80  
P - R - A - Y Pray - sta - tion! Pray - sta - tion! At the

G  $\frac{C}{G}$   $\frac{F}{G}$   $\frac{C}{G}$

84

*P - R - A - Y Pray - sta - tion! Pray - sta - tion! At the*

G  $\frac{C}{G}$   $\frac{E}{G}$   $\frac{C}{G}$

88

*P - R - A - Y Pray - sta - tion! Pray -*

G  $\frac{C}{G}$   $\frac{E}{G}$   $\frac{C}{G}$

91

*sta - tion! At the P - R - A - Y Pray - sta - tion!*

G  $\frac{C}{G}$

94

*Pray - sta - tion!*

$\frac{E}{G}$   $\frac{C}{G}$  G  $\Delta$

# Praystation Curtain Call

Words and Music by  
CHRISTY SEMSEN

Arranged by Nathaniel Semsen and Daniel Semsen

AV120

85

Bouncy Video Game Pop (♩ = 148)

1 (Drum fill) *f*

4 *E<sup>b</sup>/F* *B<sup>b</sup>/F* *F* *B<sup>b</sup>/F*

8 *E<sup>b</sup>/F* *B<sup>b</sup>/F* *F* *B<sup>b</sup>/F*

12 *E<sup>b</sup>/F* *B<sup>b</sup>/F* *F* *B<sup>b</sup>/F*

15 *E<sup>b</sup>/F* *B<sup>b</sup>/F*

18 F  $\frac{B\flat}{F}$   $\frac{E\flat}{F}$   $\frac{B\flat}{F}$

22 F  $\frac{B\flat}{F}$   $\frac{E\flat}{F}$   $\frac{B\flat}{F}$

26 F#  $\frac{B}{F\#}$   $\frac{E}{F\#}$   $\frac{B}{F\#}$

30 F#  $\frac{B}{F\#}$   $\frac{E}{F\#}$   $\frac{B}{F\#}$

34 G#m  $\frac{F\#}{A\#}$  B

*f*

37 C# G#m7 **86** F# A#

40 B C#sus C#

43 *CHOIR* ***f*** PRAYSTATION (Christy Semsen)

Lev - el up! Lev-el up! Lev-el up! Get the win!

G C/G F/G C/G

47

An - y - one, This means you! jump right in! Ad -

G C/G F/G C/G

51

ven - ture waits! *Woo!* No need to fear!

G  $\frac{C}{G}$   $\frac{F}{G}$   $\frac{C}{G}$

55

Come on in!— *Come on in!* The course is clear! *At the*

G  $\frac{C}{G}$   $\frac{F}{G}$   $\frac{C}{G}$

59

*P - R - A - Y* *Pray - sta - tion!* *Pray - sta - tion!* *At the*

G  $\frac{C}{G}$   $\frac{F}{G}$   $\frac{C}{G}$

63

*P - R - A - Y* *Pray - sta - tion!* *Pray - sta - tion!* *At the*

G  $\frac{C}{G}$   $\frac{F}{G}$   $\frac{C}{G}$

67

Musical score for measures 67-69. The vocal line (treble clef) shows the lyrics: *P - R - A - Y Pray - sta - tion! Pray -*. The piano accompaniment (grand staff) features a steady eighth-note bass line and chords in the right hand. Chords are labeled: *G*, *C/G*, *F/G*, and *C/G*.

70

Musical score for measures 70-72. The vocal line (treble clef) shows the lyrics: *sta - tion! At the P - R - A - Y Pray - sta - tion!*. The piano accompaniment (grand staff) continues with the same eighth-note bass line and chords. Chords are labeled: *G* and *C/G*.

73

Musical score for measures 73-75. The vocal line (treble clef) shows the lyrics: *Pray - sta - tion!*. The piano accompaniment (grand staff) concludes the piece with a final chord in the right hand. Chords are labeled: *F/G*, *C/G*, and *G*.

# PRODUCTION NOTES

## SETTING

Though the setting initially is Wyatt and Chloe's living room, it soon transforms into a virtual reality video game:

Praystation. The different levels include:

- Boogie Board Beach
- Salty Sea
- Disco Desert
- Rodeo Range
- Temptation Trail
- Victory Summit

## THEME

Learning how to pray! Learning to trust God and that it's all about Him!

## CHARACTERS

### MAIN ROLES

Wyatt	Younger brother, loves the game, wearing "virtual reality" glasses
Chloe	Older sister, jaded gamer, wearing "virtual reality" glasses
Praystation Pacey	Welcomes people at Boogie Board Beach
Dude	Surfer from Salty Sea, uses the word "dude" constantly
Dudette	Surfer from Salty Sea, uses the word "dude" constantly
Disco Cactus	Fashionable cactus with a disco flair, makes jokes
Rodeo Reba	Old-school level rodeo girl
Sneaky Cowboy	Distractor, wears glow-in-the-dark clothes

### SMALL ROLES (1-2 lines)

Tree of Light  
 Little Cactus 1, 2 & 3  
 Little Cowboy  
 Fish  
 Mom (adult)

### NON-SPEAKING ROLES

Cranky Crabs (preschool – 1<sup>st</sup> graders)  
 Seaweed (choir members holding seaweed sticks)  
 Lasso Cowboys and Cowgirls

### OPTIONAL ROLES

Fish, Additional Cacti, Sneaky Cowboy Posse, Glowing Trees

## SOLOS

<i>Praystation</i>	Chloe, Wyatt
<i>Sneaky Cowboy Rap</i>	Sneaky Cowboy (rap)
<i>Hallowed Be Your Name</i>	Solos 1-4
<i>I Surrender</i>	Solos 1-4
<i>What's the Goal?</i>	Solos 1-4
<i>This Is My Prayer</i>	Solos 1-3
<i>Watch and Pray</i>	Solo 1 & 2
<i>It's All About You</i>	Chloe & Solo

## PROPS

- Sunglasses (cardboard or real) to put on Cranky Crabs
- "Virtual Reality" Glasses for Chloe and Wyatt
- Basket of laundry for Mom
- Boogie Boards (2)
- Crabby Coins (spread around stage or Velcro-ed to the backs of kids)
- Candles
- Glow-in-the-dark wands or bracelets
- Rope
- 2-4 Cactus sticks (green sticks with pipe cleaners coming out)
- Brown Hula Hoops
- Letters that spell out "PRAYSTATION" (optional)

## SET

The set for this show can be as big or minimal as you like. You can use different blocks and levels for the video game characters to exist in, and for the players to travel through. Add props to suggest each scene. You can use real items (such as a real boogie board) or pixelated cardboard cutouts (*available at [semsenmusic.com](http://semsenmusic.com)*)

## MOVEMENT INSTRUCTION/DEMO PERFORMANCE VIDEO

The Movement Instruction/Demo Performance Video contains a fully staged outdoor performance of the entire musical, along with a step-by-step demonstration of the choreography. Thanks to the awesome **Burbank Community Kids Choir** for working so hard to present **Praystation**. Thank you to Marisa Davila and my son Nathaniel for their choreography! Additionally, thanks to my Assistant Director/Drama Coach Eric Loomis and Set Director Sara Camp.

## COSTUMES

### CHOIR

Jeans and a Praystation T-Shirt are a great option for the choir, as well as for most characters who can add an accessory to their choir costume. (*Visit [semesenmusic.com](http://semesenmusic.com) for product info.*)

### CHARACTERS

#### Main Roles

Wyatt	Gamer T-Shirt or Praystation T-shirt and jeans
Chloe	Gamer T-Shirt and jeans
Praystation Pacey	Hawaiian shirt and jeans or beachy dress
Dude	Swim shirt and trunks
Dudette	Swim shirt and shorts or skirt
Disco Cactus	Green dress or green disco pants and shirt
Rodeo Reba	Full Cowgirl costume, boots, and hat
Sneaky Cowboy	Cowboy hat and boots, jeans, button down flannel shirt

#### SMALL ROLES (1-2 lines)

Tree of Light	Groot costume with leaves and battery-operated Christmas lights
Little Cactus 1, 2, 3	Green ski caps with yellow pipe cleaners
Little Cowboy	Cowboy hat
Fish	Cardboard fish on a stick
Mom (adult)	Mom clothes

#### NON-SPEAKING ROLES

Cranky Crabs	Cardboard crab cutout on a hat
--------------	--------------------------------